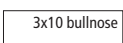
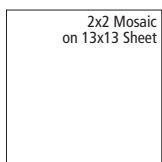
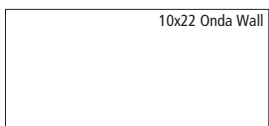

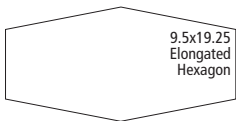






Impero | Ceramic / Porcelain




AVAILABLE SIZES



DESCRIPTION








Impero porcelain tile is a wall and floor tile series replicating four classic marble and travertine stones: Dolomite, Statuario, Travertine and Crema Marfil. A multiple format tile series, including decorative tiles and mosaics, perfect for residential spaces and surfaces such as kitchens, bathrooms, backsplashes and large living areas.

COLORS




TECHNICAL INFORMATION

TILE SIZES

Nominal	Shape	Material	Thickness
4 x 12		Porcelain	8 mm
13 x 13		Porcelain	8 mm
12 x 24		Porcelain	10 mm
9.5 x 19.25 Elongated Hexagon		Porcelain	8.5 mm
10 x 22 Wall		Ceramic	8 mm
10 x 22 Onda Wall		Ceramic	8 mm
2 x 2 Mosaic		Porcelain	8 mm

COORDINATING TRIM

Nominal	Shape	Material	Thickness
3 x 10 Bullnose		Ceramic	8 mm

PERFORMANCE DATA

CHARACTERISTIC	NORMS	FLOOR TILE ONLY
Water Absorption	C373	≤ 0.5%
PEI Abrasion Resistance (Glazed)	C1027	4
Breaking Strength	C648	≥ 140 kN
Bond Strength	C482	≥ 50 psi
Dynamic Coefficient of Friction Wet	AcuTest	0.53
Frost Resistance	C1026	Resists
Chemical Resistance	C650	GL: GA, GLA

SHADE VARIATION



V3 - MODERATE VARIATION

While the colors present on a single piece of tile will be indicative of the colors to be expected on the other tiles, the amount of colors on each piece may vary significantly. For example "that little bit of color" on one piece of tile may be the primary color on the next piece.

WEAR CODE

10x22 / 3x10 Bullnose: 1 - Rated for wall applications only.

All other sizes: 4 - Rated for all residential and light commercial applications.

APPLICATIONS

	RESIDENTIAL	LIGHT COMMERCIAL	COMMERCIAL
FLOORS	✘	✘	
WALLS / BACKSPLASH	✘	✘	✘
POOL DECKING			
EXTERNAL USE - FROST PROOF	*		

✘ - Has been approved for this application.

* - Information is available upon request.

NOTES

It is not recommended to stagger any tile longer than 18" more than 1/3 the length of the tile.

Grout Joint Recommendation: 3/16"

Always inspect materials prior to installation.

Always mix 2-3 cartons at a time while installing to insure the best blend.

All product images are representative only. Variation in color and shading is to be expected. Final selection should be made from actual tile samples.