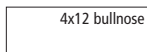


Subway Tile: Linear & Metro | Glazed Ceramic



AVAILABLE SIZES




DESCRIPTION


The Linear and Metro ceramic wall tile series offer clean, modern subway formats and high quality production. A classic white look in trending 4" x 8" and 4" x 12" tiles in both flat and beveled textures, Linear and Metro bring new rectangular sizes to your design options. Available in both glossy and matte looks, the lines can be finished with 4" x 12" trim or a simple 2" x 8" trim. An enduring, updated look for today's kitchen and bathroom.

COLORS


linear white




4x12 matte



4x12 glossy




4x8 matte




4x8 glossy

metro white









4x8 beveled matte







4x8 beveled glossy

TECHNICAL INFORMATION

TILE SIZES

Nominal	Shape	Finish
4 x 12 linear		Matte
4 x 12 linear		Glossy
4 x 8 linear		Matte
4 x 8 linear		Glossy
4 x 8 metro beveled		Matte
4 x 8 metro beveled		Glossy

COORDINATING TRIM

Nominal	Shape	Finish
4 x 12 linear bullnose		Matte
4 x 12 linear bullnose		Glossy
4 x 8 linear bullnose		Matte
4 x 8 linear bullnose		Glossy

SHADE VARIATION



V1 - UNIFORM APPEARANCE

Differences among pieces from the same production run are minimal.

WEAR CODE

1 - Rated for wall applications only.

APPLICATIONS

	RESIDENTIAL	LIGHT COMMERCIAL	COMMERCIAL
FLOORS			
WALLS / BACKSPLASH	✘	✘	✘
POOL DECKING			
EXTERNAL USE - FROST PROOF			

✘ - Has been approved for this application.

NOTES

Always inspect materials prior to installation.

Always mix 2-3 cartons at a time while installing to insure the best blend.

All product images are representative only. Variation in color and shading is to be expected. Final selection should be made from actual tile samples.