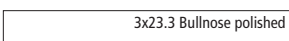


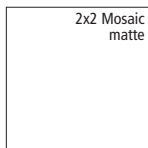


Carrara | Glazed Porcelain




AVAILABLE SIZES



DESCRIPTION





Our newest Spanish porcelain introduction Carrara is an elegant recreation of the classic marble that offers a clean white background and soft grey veining. Choose from either a matte or polished finish for both floor and wall tile installations. Matte is rated for all residential and light commercial applications, while polished is rated for residential floors and all wall applications. Available in the popular 12x24 format, coordinate with a 2x2 mosaic and 3x24 trim in both finishes.

COLORS





TECHNICAL INFORMATION

TILE SIZES

Nominal	Shape	Finish	Thickness
12 x 24		Matte	10 mm
11.625 x 23.3		Polished	10 mm
2 x 2 Mosaic		Matte	10 mm
2 x 2 Mosaic		Polished	10 mm

COORDINATING TRIM

Nominal	Shape	Finish	Thickness
3 x 24 Bullnose		Matte	10 mm
3 x 23.3 Bullnose		Polished	10 mm

PERFORMANCE DATA

CHARACTERISTIC	NORMS	MATTE	POLISHED
Water Absorption	ISO 10545-3	< 0.5%	< 0.5%
PEI Abrasion Resistance (Glazed)	ISO 10545-7	4	3
Breaking Strength	ISO 10545-4	> 35N/mm ²	> 35N/mm ²
Static Coefficient of Friction Wet	C1028	> 0.50	> 0.50
Dimensions Range	ISO 10545-2	Conforms	Conforms
Frost Resistance	ISO 10545-12	Frost Proof	Frost Proof
Chemical Resistance - Household Chemicals	ISO 10545-13	GLA	GLA
Chemical Resistance - Low Concentration of Acids and Bases	ISO 10545-13	GLA	GLA
Scratch Hardness	MOHS	7	5

SHADE VARIATION



V2 - SLIGHT VARIATION

Clearly distinguishable differences in texture and/or pattern within similar colors.

WEAR CODE

Matte Finish: 4 - Rated for all residential and light commercial applications.

Polished Finish: 3 - Rated for all residential applications.

APPLICATIONS

	RESIDENTIAL	LIGHT COMMERCIAL	COMMERCIAL
FLOORS	✗	✗	
WALLS / BACKSPLASH	✗	✗	✗
POOL DECKING			
EXTERNAL USE - FROST PROOF	Matte Only		

✗ - Has been approved for this application.

* - Information is available upon request.

NOTES

It is not recommended to stagger any tile longer than 18" more than 1/3 the length of the tile.

Always inspect materials prior to installation.

Always mix 2-3 cartons at a time while installing to insure the best blend.