

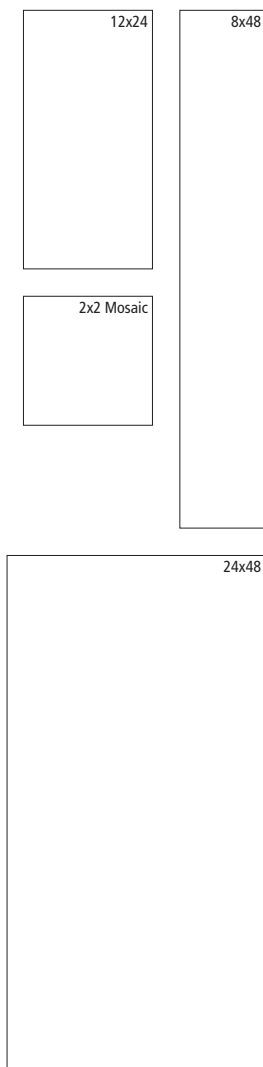
Blende | Glazed Porcelain



STONEPEAK
high tech porcelain




AVAILABLE SIZES



DESCRIPTION





This American porcelain tile from StonePeak Ceramics offers a contemporary twist to the metallic tile look. Inspired by deep colors in grey, black, green, brown and copper, Blende updates metallic tile screens by emphasizing tone and color movement. Available in modern rectangular 12" x 24", 8" x 48", and 24" x 48" formats, this technical porcelain bridges modern metallic tile and American color ranges.

COLORS





TECHNICAL INFORMATION

TILE SIZES

Nominal	Shape	Finish	Thickness
12 x 24		Honed / Textured	8 mm
8 x 48		Honed / Textured	8 mm
24 x 48		Honed / Textured	8 mm
2 x 2 Mosaic		Honed	8 mm

COORDINATING TRIM

Nominal	Shape	Finish	Thickness
4 x 24 Bullnose		Honed	8 mm
6 x 12 Cove Base		Honed	8 mm

PERFORMANCE DATA

CHARACTERISTIC	NORMS	RESULTS
Water Absorption	C373	≤ 0.1%
PEI Abrasion Resistance (Glazed)	C1027	4
Breaking Strength	C648	> 350 lbf
Dynamic Coefficient of Friction Wet	AcuTest	≥ 0.42
Static Coefficient of Friction Wet	C1028	≥ 0.60
Warpage (Diagonal)	C485	≤ 0.40%
Wedging	C502	≤ 0.25%
Frost Resistance	C1026	No Evidence of Damage
Chemical Resistance	C650	Unaffected

RECYCLED CONTENT



Contains 65% Pre-Consumer Recycled Content.
6% of the Materials and Resources is Post-Consumer Recycled Glass.

SHADE VARIATION



V2 - SLIGHT VARIATION
Clearly distinguishable differences in texture and/or pattern within similar colors.

WEAR CODE

5 - Rated for all residential and commercial applications.

APPLICATIONS

	RESIDENTIAL	LIGHT COMMERCIAL	COMMERCIAL
FLOORS	✗	✗	✗
WALLS / BACKSPLASH	✗	✗	✗
POOL DECKING	*	*	*
EXTERNAL USE - FROST PROOF	*	*	*

✗ - Has been approved for this application.
* - Information is available upon request.

NOTES

It is not recommended to stagger any tile longer than 18" more than 1/3 the length of the tile.

Grout joint recommendation: ≥ 1/8", 3/16" for modular patterns

Always inspect materials prior to installation.

Always mix 2-3 cartons at a time while installing to insure the best blend.

All product images are representative only. Variation in color and shading is to be expected. Final selection should be made from actual tile samples.

