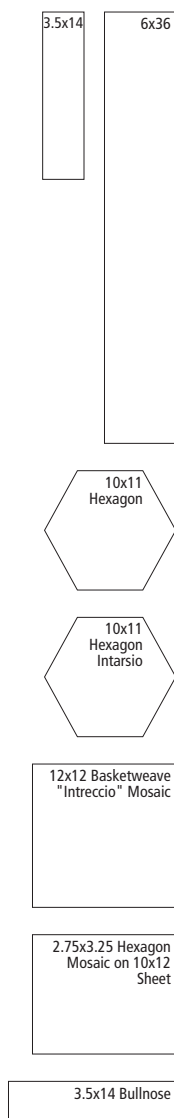


Alma | Glazed Porcelain




AVAILABLE SIZES



DESCRIPTION







Alma Italian porcelain tile delivers the look and texture of weathered beach wood with the ease and benefits of porcelain. This fun and innovative wood look tile offers multiple rectangular tile formats and several mosaics. A range of colors perfectly suited for today's home creates a tile series that reflects both craft and modern influences.

COLORS




TECHNICAL INFORMATION

TILE SIZES

Nominal	Shape	Finish	Thickness
3.5 x 14		Matte	10 mm
6 x 36		Matte	10 mm
10 x 11 Hexagon		Matte	10 mm
10 x 11 Hexagon Intarsio		Matte	10 mm
12 x 12 Basketweave "Intreccio" Mosaic		Matte	10 mm
2.75 x 3.25 Hexagon Mosaic		Matte	10 mm

COORDINATING TRIM

Nominal	Shape	Finish	Thickness
3 x 14 Bullnose		Matte	10 mm

PERFORMANCE DATA

CHARACTERISTIC	NORMS	RESULTS
Water Absorption	ISO 15045-3	≤ 0.5%
PEI Abrasion Resistance (Glazed)	ISO 10545-7	4
Breaking Strength	ISO 10545-4	50 N/mm2
Dynamic Coefficient of Friction Wet	AcuTest	0.62
Dimensions Range	ISO 10545-2	Conforms
Frost Resistance	ISO 10545-12	Frost Proof
Scratch Hardness	MOHS	5
Thermal Shock Resistance	ISO 10545-9	Resists

SHADE VARIATION



V3 - MODERATE VARIATION
While the colors present on a single piece of tile will be indicative of the colors to be expected on the other tiles, the amount of colors on each piece may vary significantly. For example "that little bit of color" on one piece of tile may be the primary color on the next piece.

WEAR CODE

4 - Rated for all residential and light commercial applications.

APPLICATIONS

	RESIDENTIAL	LIGHT COMMERCIAL	COMMERCIAL
FLOORS	✗	✗	
WALLS / BACKSPLASH	✗	✗	✗
POOL DECKING	*	*	
EXTERNAL USE - FROST PROOF	*	*	

✗ - Has been approved for this application.
* - Information is available upon request.

NOTES

It is not recommended to stagger any tile longer than 18" more than 1/3 the length of the tile.

Grout Joint Recommendation: 3/16"

Always inspect materials prior to installation.

Always mix 2-3 cartons at a time while installing to insure the best blend.

All product images are representative only. Variation in color and shading is to be expected. Final selection should be made from actual tile samples.