


Atlantic Stone | Porcelain




AVAILABLE SIZES



DESCRIPTION




An Italian porcelain tile series whose name reflects strength and durability. Atlantic Stone porcelain offers the look of quartzite stone on a high-quality, colored body porcelain. Its stunning colors, enhanced by subtle veining, creates an elegant stone tile look in any setting. Offered in both a matte and lappato (semi-polished) finish.

COLORS




TECHNICAL INFORMATION

TILE SIZES

Nominal	Shape	Finish	Thickness
6 x 24 Rectified		Matte or Lappato	10mm
12 x 24 Rectified		Matte or Lappato	10 mm
2 x 2 Mosaic		Matte	10 mm

COORDINATING TRIM

Nominal	Shape	Finish	Thickness
2.75 x 24 Bullnose		Matte or Lappato	10 mm

PERFORMANCE DATA

CHARACTERISTIC	NORMS	RESULTS
Water Absorption	ISO 10545-3	≤ 0.5 %
Deep Abrasion	ISO 10545-6	< 175 mm ³
PEI Abrasion Resistance (Glazed)	ISO 10545-7	NA
Breaking Strength	ISO 10545-4	≥ 35 N/mm ²
Wet DCOF	AcuTest	≥ 0.42 (Matte)
Dimensions Range	ISO 10545-2	Conforms
Frost Resistance	ISO 10545-12	Frost Proof
Chemical Resistance - Household Chemicals	ISO 10545-13	Conforms
Chemical Resistance - Low Concentration of Acids and Bases	ISO 10545-13	Conforms
Thermal Shock Resistance	ISO 10545-9	Resistant
Resistance to Stains	ISO 10545-14	Cleanable
Crazing Resistance of Glazed Tiles	ISO 10545-11	Resistant

SHADE VARIATION



V3 - MODERATE VARIATION

While the colors present on a single piece of tile will be indicative of the colors to be expected on the other tiles, the amount of colors on each piece may vary significantly. For example "that little bit of color" on one piece of tile may be the primary color on the next piece.

WEAR CODE

5 - Rated for all residential and commercial applications.

APPLICATIONS

	RESIDENTIAL	LIGHT COMMERCIAL	COMMERCIAL
FLOORS	✘	✘	✘
WALLS / BACKSPLASH	✘	✘	✘
POOL DECKING	*	*	
EXTERNAL USE - FROST PROOF	*	*	*

✘ - Has been approved for this application.

* - Information is available upon request.

NOTES

It is not recommended to stagger any tile longer than 18" more than 1/3 the length of the tile.

Minimum Grout Joint Recommendation: 1/8"

Always inspect materials prior to installation.

Always mix 2-3 cartons at a time while installing to insure the best blend.

All product images are representative only. Variation in color and shading is to be expected. Final selection should be made from actual tile samples.