


Life | Porcelain



AVAILABLE SIZES



DESCRIPTION



Introducing Life, a warm, sophisticated collection inspired by nature. The beauty of natural wood is reproduced on the highest quality Italian porcelain tile to create two captivating plank formats available in five natural hues. Life's tone-on-tone shading brings deep wood coloring to any floor or wall in residential and commercial settings, and is perfect for high traffic and wet areas typically not appropriate for hardwood flooring.

COLORS



TECHNICAL INFORMATION

TILE SIZES

Nominal	Shape	Finish	Thickness
6 x 48		Matte	10 mm
8 x 48		Matte	10 mm

PERFORMANCE DATA

CHARACTERISTIC	NORMS	RESULTS
Water Absorption	ISO 10545-3	≤ 0.05 %
Deep Abrasion	ISO 10545-6	≤ 145 mm ²
PEI Abrasion Resistance (Glazed)	ISO 10545-7	5
Breaking Strength	ISO 10545-4	> 10,000 N
Dynamic Coefficient of Friction Wet	C1028	0.60
Static Coefficient of Friction Wet	C1028	≥ 0.60
Dimensions Range	ISO 10545-2	Conforms
Frost Resistance	ISO 10545-12	Frost Proof
Chemical Resistance - Household Chemicals	ISO 10545-13	Resistant
Chemical Resistance - Low Concentration of Acids and Bases	ISO 10545-13	Resistant
Thermal Shock Resistance	ISO 10545-9	Resistant
Resistance to Stains	ISO 10545-14	Cleanable

SHADE VARIATION



V3 - MODERATE VARIATION

While the colors present on a single piece of tile will be indicative of the colors to be expected on the other tiles, the amount of colors on each piece may vary significantly. For example "that little bit of color" on one piece of tile may be the primary color on the next piece.

WEAR CODE

5 - Rated for all residential and commercial applications.

APPLICATIONS

	RESIDENTIAL	LIGHT COMMERCIAL	COMMERCIAL
FLOORS	✘	✘	✘
WALLS / BACKSPLASH	✘	✘	✘
POOL DECKING	*	*	
EXTERNAL USE - FROST PROOF	✘	*	

✘ - Has been approved for this application.

* - Information is available upon request.

NOTES

It is not recommended to stagger any tile longer than 18" more than 1/3 the length of the tile.

Always inspect materials prior to installation.

Always mix 2-3 cartons at a time while installing to insure the best blend.